

**GP037-0193,3**















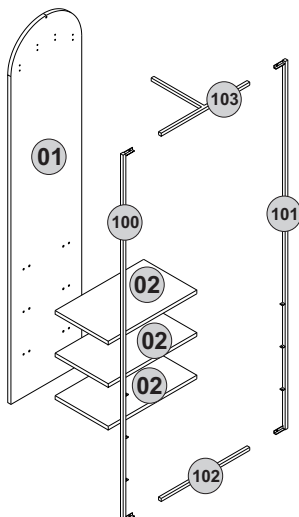


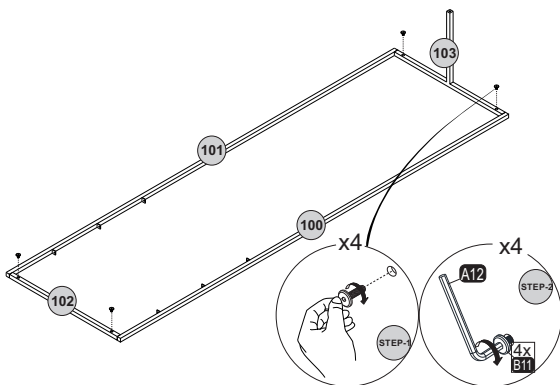
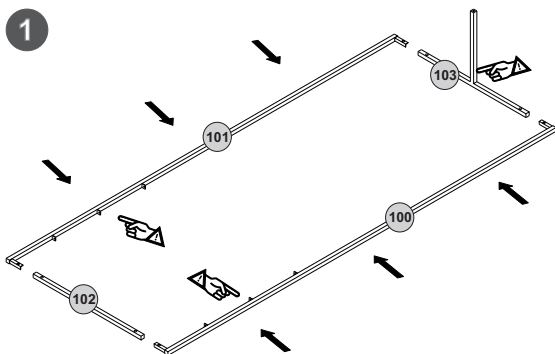
Follow the installation steps in the order as shown.  
Position the parts as shown in the installation guide steps.



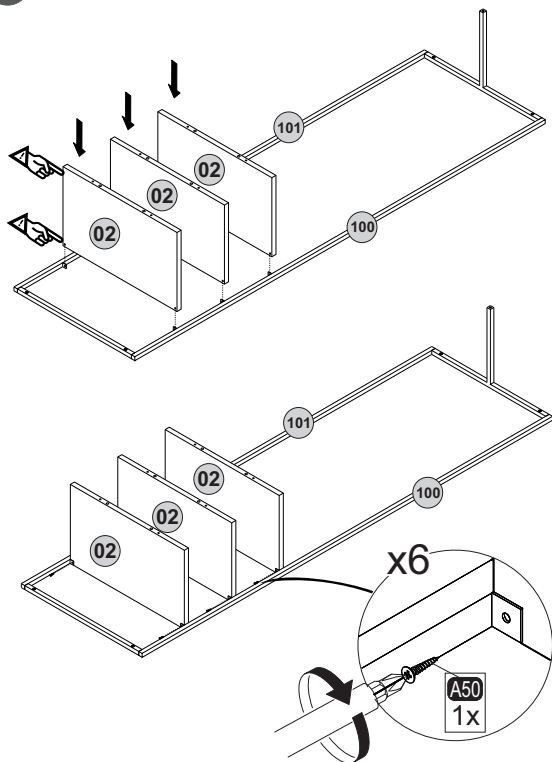
## HARDWARE LIST

<b>A50</b>  3,5x16 (Black) 14x	<b>A04</b>  Ø8x30 6x	<b>A13</b>  50mm 6x	<b>A12</b>  Allen 1x	<b>A16</b>  DbØ8 2x
<b>A17</b>  4x50 2x	<b>A18</b>  3,5x18 4x	<b>A87</b>  15x90x30 2x	<b>A06</b>  18mm C1-6x	<b>B13</b>  25 (black)mm 1x
<b>Z40</b>  20x35mm 4x	<b>B11</b>  10 (black)mm 4x			

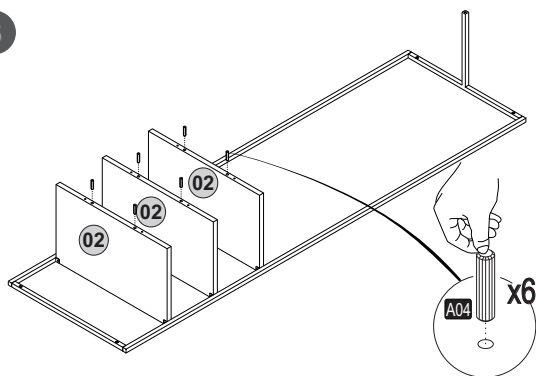




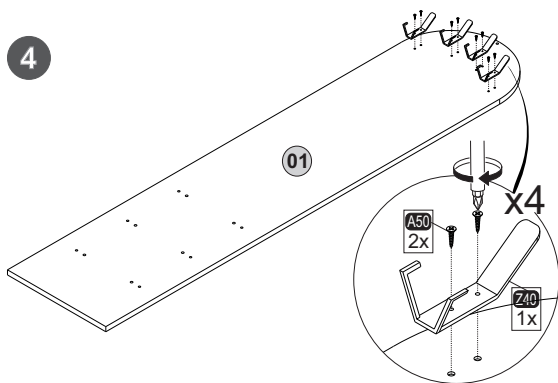
2



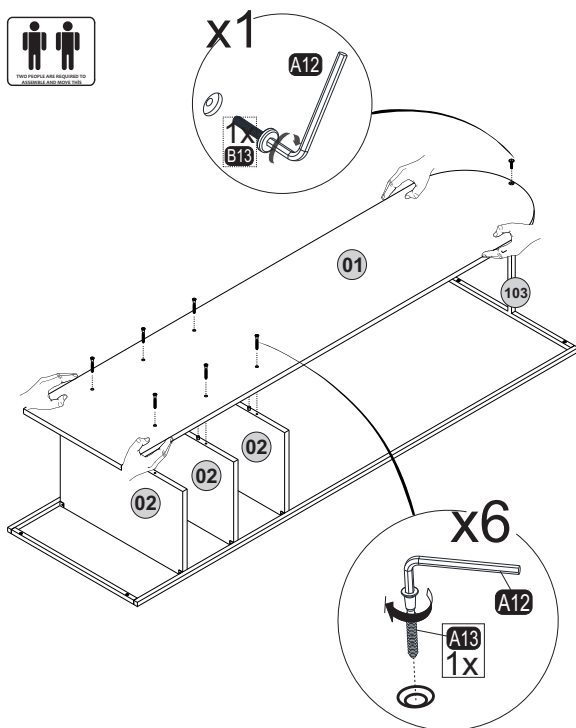
3



4



5



6

